

Made in Holland

Roof Hatch RHT

Indestructible!



SINCE 1928

Gorter® always on top!

Gorter® is an international organisation founded in 1928. Gorter has specialised in roof, floor, wall, and ceiling access since the nineties of last century. The Gorter Group™ is now represented in Europe, Australia, Asia, and the Middle East.

Its own engineering department enables Gorter® to deliver complete and reliable access solutions in the form of hatches with associated climbing facilities. The components are optimally adapted to each other, not only in terms of design, but also from the perspective of safety, and certified by authorised bodies where possible. Gorter is the specialist in roof, floor, walls, and ceiling access for a reason.



PEUTZ

CE
ETA Certified



Efectis



EuroSolid
VERIFIED

STABU

NBS

ISO 9001
Geacertificeerd
door SIK-RIJ

KOMO
Geacertificeerd
door SIK-RIJ

CODEMARK


DGNB Navigator

Roof hatch RHT

For roof patio, office, and home

RHT roof hatches can be used as an escape hatch but usually offer a practical way to access roof patios, cooling systems, lift engine rooms, window cleaning installations, solar collectors, and other roof facilities. RHT roof hatches can be used on flat, insulated or non-insulated, concrete, steel or wooden roofs. Besides the standard versions, Gortex also delivers glazed, fire-resistant, explosion-venting roof hatches and hatches with special dimensions.

Almost all roof hatches are available in combination with a Gortex ladder, fixed stairs, or scissor stairs. A roof hatch is a practical alternative to a roof structure. Gortex roof hatches merge inconspicuously with the roof appearance and can be placed with little modifications. This often speeds up obtaining a roof permit.





Gorter for architects

We would be happy to provide architects, contractors, and project developers with the right information. Do you have a special challenge or are you looking for a hatch for a specific use? Contact us immediately and we will be happy to help you.

Free downloads: CAD/BIM, specification texts and more

You can easily download technical drawings for your project from the Gorter website. We provide drawings in Revit, AutoCAD, and SketchUp formats. You can also find an overview of specifications texts, manuals, and other product documentation.



Safe roof access

Gorter products guarantee the highest level of safety. Besides smart, integrated security facilities, a lot of our products have been inspected and certified by official bodies, ensuring the safest roof access possible.

Why does your building need roof access?

There are several ways to access a roof. However, the safest way is through a building. The building provides sufficient handholds in the form of existing facilities and there is a very small risk of falling. Placing a roof hatch with accompanying climbing equipment makes the last phase of accessing the roof safe as well.

Safety facilities of the roof hatch

The Gorter RHT roof hatches have multiple safety facilities. One of the safety facilities is unique to Gorter, the yellow handhold, which offers safe support when accessing or leaving the roof. Another safety facility is the automatic lock when opened, which ensures that the roof hatch can never close unexpectedly. The roof hatch also has a counter-balance system which ensures that the cover can be opened and closed with one hand and only little effort. Gorter climbing facilities, such as the scissor stairs and ladder, can be locked during use to make sure they cannot be moved or retracted unexpectedly.

Safety certification

The safety of Gorter RHT roof hatches and combinations have been checked based on the most stringent EN standards and are, where applicable, delivered with a TÜV NORD certificate, Aboma safety label, and KOMO® certificate. The RHT roof hatches are also the first on the market that are delivered with an European Technical Assessment (ETA), which indisputably demonstrates the proven performance and the CE marking.



Maximum thermal insulation

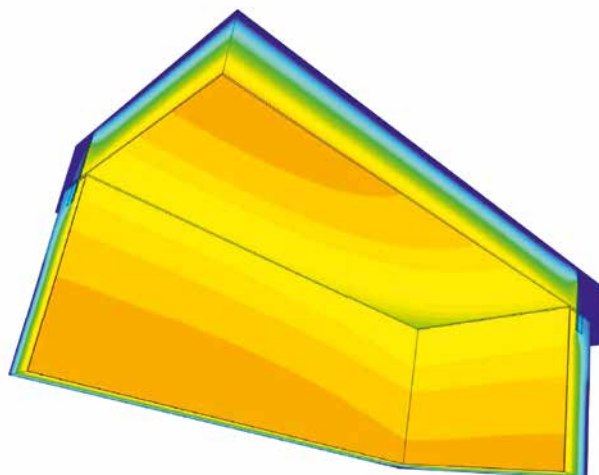
The RHT roof hatches have a fully separated thermal structure. Thanks to the lack of cold bridges and the smartly placed insulation materials, the roof hatch offers a very high degree of insulation throughout the structure. This prevents condensation and saves energy costs.

Proven high insulation value

Gorter is aware of the fact that the roof hatch is an integral part of the roof and that it must add to the overall insulation value. The Gorter roof hatches are the only roof hatches with a proven, very high insulation value for the entire structure. EuroSolid has studied the thermal performance in accordance with EN-ISO 10077-2 and it has officially been demonstrated that the Gorter RHT roof hatches have an insulation value of $U_w \leq 0.319 \text{ W}/(\text{m}^2 \cdot \text{K})$.

Patented structure for a better interior climate

The roof hatch has a patented (patent no. 2519072) fully separated thermal structure and extremely good sealing around the cover. Thanks to its unique design, the roof hatch is also very suitable for use during cold winters or in cold areas. The structure prevents ice or condensation on the inside of the roof hatch. Little or no unwanted air flows to the underlying space will take place thanks to the lack of large temperature differences on the inside.



CE certification, ETA-15/0338

The Gorter RHT roof hatches are delivered with an European Technical Assessment (ETA), which indisputably demonstrates the proven performance and the CE marking. The ETA is a document with information about the performance of the roof hatch in relation to its essential characteristics. The ETA for the Gorter roof hatches was issued by the Technical Assessment Body SKG-IKOB established in the Netherlands.

The ETA is valid in all 28 European Member States and members of the European Economic Area, as well as Turkey and Switzerland.



CE



Gorter Group BV
PO Box 265
NL-1740 AG SCHAGEN
The Netherlands

RHT

ETA 15/0338

Gorter Roof Hatch with Thermalbreak

Resistance to permanent load, concentrated and uniformly distributed (Eurocode EN 1993-1-1)	: 1050 kg/m ²
Thermal transmittance (EN-ISO 10077-2)	: $U_w \leq 0.32 \text{ W}/(\text{m}^2 \cdot \text{K})$
Resistance to snow load (EN 1991-1-3)	: 3.97 kN/m ²
Resistance to wind load (EN 12210)	: Class E 3000
Water tightness (EN 12208)	: Class E 650
Impact, hard body (EN 356)	: Class P5A
Impact, soft body (EN 13049)	: Class 5
Airborne sound insulation (EN-ISO 717-1)	: 26 dB
Air permeability (EN 12207)	: Class 3
Content and/or release of dangerous substances	: Declaration of manufacturer

Unique properties

Thermally separated cover



Opening assistance and drop-down brake



Safe handle when entering or exiting roof



Usable with one hand



Thermally separated edge



Stainless steel safety cylinder with interior and exterior operation




Simple assembly using stainless steel inserts



Burglar-proof stainless steel hinges



Wind and water-resistant sealing all around



Powdercoated in two colours:
RAL 7047/9010

Use and options



Burglar-proof

The roof hatch construction is indestructible, preventing it from twisting if forced. Roof hatches are as standard equipped with a safe stainless steel Euro cylinder lock. Additionally, the roof hatches can optionally be delivered with a cylinder in accordance with EN1303 and EN12209.

Noise reduction

Sound can also enter a building through the roof. Just think of the sound of planes. The Gorter RHT roof hatch is well insulated and offers a standard noise reduction of 26 dB.



Standard manual operation

All default Gorter RHT roof hatches have a counterbalance system which ensures that the hatches can be used with one hand and little effort. Opening or closing the hatch does not require more than 5 kg of push or pull strength. The cover can be unlocked using one hand, which ensures you will always have one hand free for a handhold.

Electric operation

The Gorter GT35 electric operation is an option for a default Gorter RHT roof hatch. The two powerful electric engines are always installed in pairs on both sides of the cover.



Explosion-venting version

The Gorter roof hatch is also available as an explosion-venting, special RHTX version. This roof, also called an explosion hatch, has a patented Explosion Release Control (ERC) which automatically unlocks the roof hatch in case of an unexpected pressure increase. The opening pressure can be adjusted, but we recommend using a pressure of 100 kgf.



Assembly, delivery, and warranty

Support

Gorter has a dedicated support team for a range of countries. The Gorter support team helps you with requests for quotations, questions about specifications and installation options, order handling, and after-care. We would be happy to be of service.

Support:

+61 3 8648 6636 | sales@gorterhatches.com.au
+31 224 21 98 60 | info@gortergroup.com

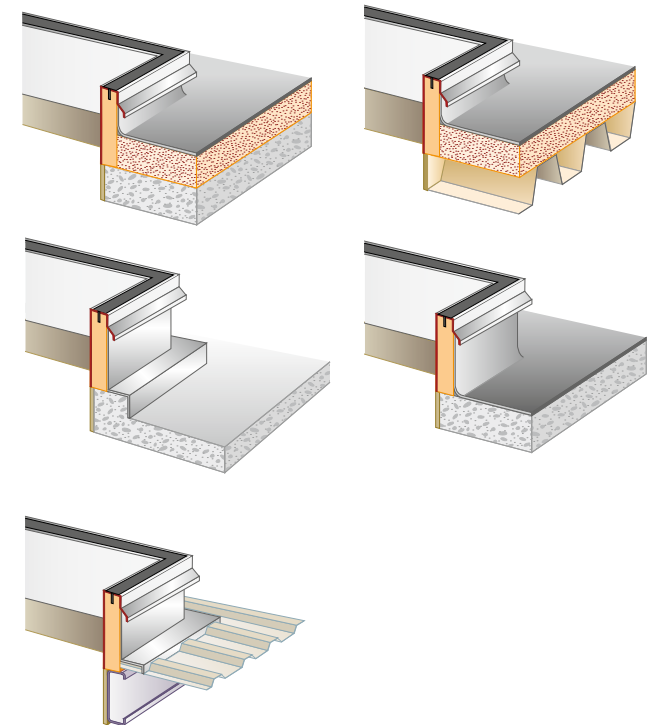
Quick delivery

Most standard products are available from stock, often within 24 hours.



Assembly

Gorter RHT roof hatches are relatively light. This ensures low roof load where, in general, there are few or no adjustments to the roof required. Due to the limited weight, the standard RHT roof hatch is in many cases easy to lift and install without many tools. It can be installed on both insulated and non-insulated concrete, wood, and steel roofs. The maximum slope for installation of the RHT hatches is 30°.



Sustainable

The roof hatches, which are suitable for use in a sea climate environment, are provided with a powder coating on both sides with a dry layer thickness of at least 80 micron. An additional special protective layer is placed before the powder coating.

10-year warranty on roof hatches

All Gorter roof hatches come with a default 10-year warranty period. A 1-year warranty period applies to electronic operation systems, hook-on ladders, scissor stairs, and fixed stairs.

The indestructible RHT roof hatch

CE & patented thermally separated structure



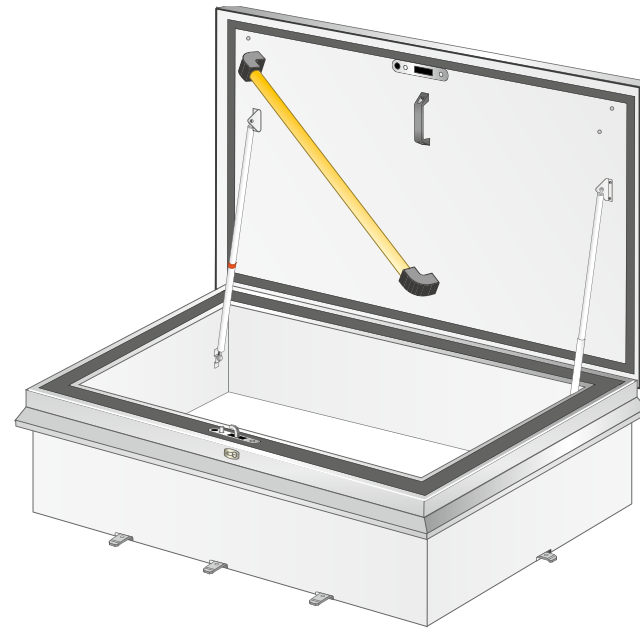
RHT default specification

	RHT
Insulation value, according to EN-ISO 10077-2	$U_w \leq 0,32 \text{ W}/(\text{m}^2 \cdot \text{K})$
Noise attenuation, according to EN-ISO 717-1:2013	26 dB
Waterproof, in accordance with EN 12208	Class E 650
Resistant to permanent load, in accordance with Eurocode EN 01/01/1993	1050 kg/m ²
Air tightness (EN 1026)	0,5 m ³ /hm ¹
Resistance to wind stress, in accordance with EN 12210	Class E 3000
Resistance to snow load, EN 1991-1-3	3,97 kN/m ²
Impact hard body classification, in accordance with EN 356	Class P5A
Impact soft body classification, in accordance with EN 13049	Class 5
Air permeability, in accordance with EN 12207	Class 3

Roof hatch Type	Access in mm	Weight
RHT7010	700 x 1000	56 kg
RHT7014	700 x 1400	68 kg
RHT1010	1000 x 1000	65 kg
RHT1015	1000 x 1500	84 kg
RHT1020	1000 x 2000	101 kg
RHT1025	1000 x 2500	120 kg
RHT1030	1000 x 3000	134 kg

Hinge sides are in **bold**.

Exterior	Interior
RAL 7047	RAL 9010



Options:

- » Electric operation
- » Special dimensions
- » Explosion-venting
- » Roof hatches with double cover

Certification:

- » CE ETA-15/0338
- » TÜV NORD for the combinations



Roof hatch combinations

Why should you choose for a combination?

A Gorter combination provides you with a complete solution for roof access from the top floor of a building. A combination consists of a roof hatch with accompanying scissor stairs, ladder, or fixed stairs, and the roof hatch and climbing facility will be fully adapted to each other. Most combinations are TÜV NORD certified and you can cover your RIE with the delivered documents.



Hook-on ladder

The combination of roof hatch with ladder is, depending on the ceiling height, available with a single, double-section, or triple-section hook-on ladder. The Gorter ladder is by default delivered with mounting brackets to safely store the ladder when not in use. This makes the combination perfect for infrequent use of the roof hatch. We recommend a roof hatch with a scissor stairs or a fixed stairs if used more frequently.



Scissorstairs

A roof hatch with scissor stairs is available in six default combinations. The scissor staircases can be extended where needed to bridge a plenum. Roof hatches combined with a scissor stairs are perfect for incidental but also frequent access to the roof. A retracted scissor stairs frees up the space below the roof hatch.



Fixed stairs

The Gorter fixed staircases are available in two versions for large or small Gorter roof hatches. The stairs have a modern look and can be used in virtually any interior with ceiling heights ranging between 2500 mm and 3370 mm. The self-adjusting steps make the stairs easy to install and suitable for changing locations.

A photograph of two men in a showroom. One man is standing on a silver scissor ladder, looking up at the ceiling. The other man is standing on the floor, also looking up. The background shows a window with blinds and some framed certificates on the wall. An orange semi-transparent box is overlaid on the left side of the image, containing text.

Fully certified

Almost all Gorter roof hatch combinations are TÜV NORD certified and in the possession of a "Baumuster geprüft" label. The ladder and scissor stairs combinations also have an Aboma certificate, and the roof hatches have CE (ETA) certification.

Aboma has assessed the safety in accordance with ARBO, EN 1050, EN-ISO 14122, EN 131 and NEN 2484. The accompanying report can serve as evidence in the Risk Inventory and Evaluation (RIE) of a building.

Practical and safe

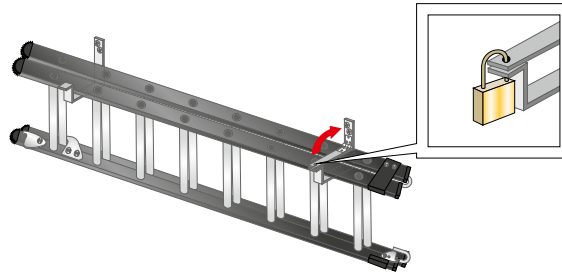
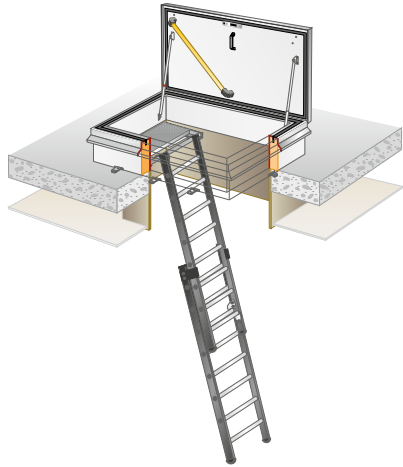
A roof hatch with hook-on ladder is perfect for roof hatches that are used infrequently. As a rule, all RHT roof hatches can be combined with a Gorter safety ladder. The safety ladders, hook-on ladder type (EL - single, or OL - double or triple) are attached to a provided step used to get on or off the ladder with an anti-slip profile.

Storing and locking away

The Gorter ladder is by default delivered with wall brackets to safely store the ladder when not in use. The wall brackets and ladder have a padlock option to prevent theft of the ladder.



RHT with ladder



» Locked during storage and usage

- » The ladder is attached to the provided step used to get on or off the ladder with an anti-slip profile.
- » The mounting system can be provided with a padlock to avoid theft and abuse.
- » The ladder is mounted using two delivered mounting brackets after use, one of which with the option to place a padlock.
- » Ladders are by default delivered in anodised aluminium.

Certification:

- » RHT roof hatch: CE ETA-15/0338
- » Combination with Aboma certificate and TÜV NORD certificate in accordance with NEN-EN 131, with label "Baumuster geprüft"



EN
131-2



DGNB Navigator
B8W133



Specifications

Roof hatch type	passage in mm	Weight
RHT7010	700 x 1000	56 kg
RHT7014	700 x 1400	68 kg
RHT1010	1000 x 1000	65 kg
RHT1015	1000 x 1500	84 kg
RHT1020	1000 x 2000	101 kg
RHT1025	1000 x 2500	120 kg
RHT1030	1000 x 3000	134 kg

Hinge sides are in **bold**.



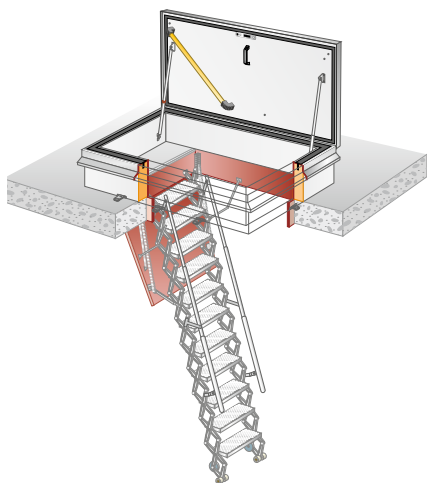


Roof hatch with scissor stairs

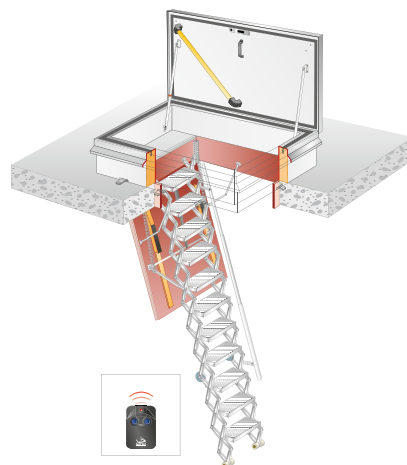
Roof hatches combined with a scissor stairs are perfect for incidental but also frequent access to the roof. A retracted scissor stairs frees up the space below the roof hatch. The scissor stairs can be extended where needed to bridge a plenum.

Gortex combinations consisting of a roof hatch with scissor stairs are demonstrably safe. In addition to the certification, the scissor stairs are provided with a railing and padlock option to prevent unwanted retraction of the stairs.

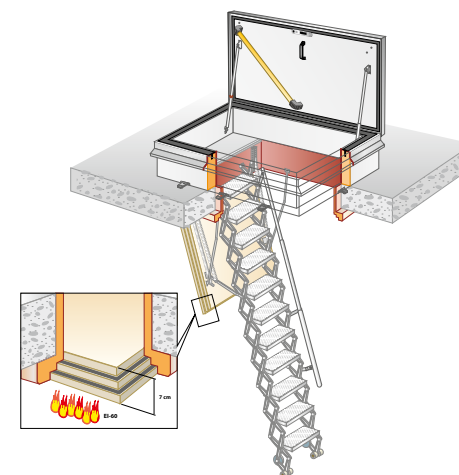
RHT with scissor stairs, S+, Large, or XL



RHT with scissor stairs Electric



RRHT with scissor stairs EI-60



B8W133



Specifications

Type	Passage in mm	Scissor stairs type	Structural opening in mm
1 RHT7010	700 x 1000	S+	700 x 1000
2 RHT7014	700 x 1400	Large	700 x 1200
3 RHT7014	700 x 1400	Large electric ¹⁾	700 x 1200
4 RHT7014	700 x 1400	Large EI-60 ²⁾	700 x 1200
5 RHT1015	1000 x 1500	XL	1000 x 1300

Hinge sides are in **bold**.

1) 230 Vac, including control unit and wireless RF remote. 2) Fire-resistance grade EI-60.

Certification:

- » RHT roof hatch: CE ETA-15/0338
- » All scissor stairs are TÜV NORD certified in accordance with EN 14975:2010
- » Scissor stairs Large EI60: KOMO:SKG.0372.0457, fire-resistance in accordance with EN 1634-1
- » RHT1015 + XL certified for access to lift engine rooms (EN-ISO 14122-3)

Plenum



Scissor stairs extension for suspended ceilings

The scissor stairs extension safely bridges the gap between the scissor stairs installed in the suspended ceiling and the roof hatch.

- » Dutch patent no. 2000298
- » Not applicable to scissor stairs types S+, EI60 and Large Electric

View all Plenum options and dimensions on the Gorter website.



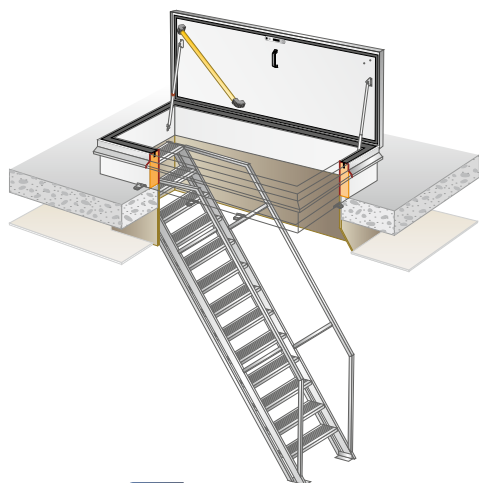
Roof hatch with fixed stairs or vertical ladder

The fixed stairs and roof hatch combinations are available in two versions. The default GS55 combination has a slope of 55° to 65°. The steeper GS50 fixed stairs is especially suitable for small spaces or in combination with the smaller roof hatch RHT1015.

Vertical ladders or cage ladder

Gorter provides fully custom aluminium vertical ladders or cage ladders for vertical routes inside or outside a building. Heights of more than 10 metres can be bridged by using a resting platform/switchover.

RHT with fixed stairs



DGNB Navigator

B8W133

Specifications

Roof hatch type	Passage in mm	Fixed stairs type
RHT1015	1000 x 1500	GS50
RHT1020	1000 x 2000	GS50/GS55
RHT1025	1000 x 2500	GS50/GS55
RHT1030	1000 x 3000	GS50/GS55

Hinge sides are in **bold**.

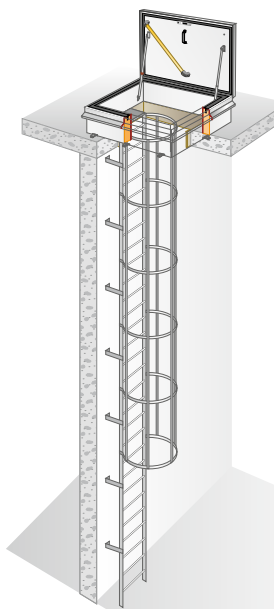
GS50 or GS55

- » GS50 for floor heights of 2500 to 3000 mm, slope 50° to 66°
- » GS55 for floor heights of 3000 to 3370 mm, slope 55° to 65°

Certification:

- » RHT roof hatch: CE ETA-15/0338
- » The GS55 combination with TÜV NORD certificate in accordance with NEN-EN-ISO 14122-3 and "Baumuster geprüft" label.

RHT with fixed vertical stairs



DGNB Navigator

B8W133

Specifications

Roof hatch type	Passage in mm
RHT1010	1000 x 1000

Hinge sides are in **bold**.

Fixed vertical ladder

- » Aluminium, custom-made, including wall brackets
- » According to EN-ISO 14122-3-4
- » Façade ladder up to a maximum height of 2999 mm; Cage ladder is required for greater heights
- » Heights > 10 metres with resting platform
- » Resting platform/step with anti-slip grate step
- » Aluminium cage with five beam section bars. Cage starts at 2200 - 2500 mm from the first step. The ring distance is 1200 - 1500 mm.

Option: different façade distance, support plates, reinforced bars with support plates and top bracket for mounting without wall brackets.

Certification:

- » RHT roof hatch: CE ETA-15/0338

The Netherlands
Gorter Luiken BV

Visit address:
Zuiderweg 12
NL-1741 NA Schagen
The Netherlands

Postbus 265
NL-1740 AG Schagen
The Netherlands
Phone: +31 224 21 98 60
E-mail: info@gorterluiken.nl
Website: www.gorterluiken.nl

Belgium and Luxembourg
Gorter - Obelux

Meersbloem - Leupegem 21
B-9700 Oudenaarde
Belgium
Phone: +32 5 523 2590
E-mail: info@gorterbelgie.be
Website: www.gorterbelgie.be

France
Gorter - Obelux

Phone: +33 1 86 70 06 15
E-mail: info@gorterfrance.fr
Website: www.gorterfrance.fr

Germany
Gorter Deutschland GmbH

Ohligsmühle 7
42103 Wuppertal
Germany
Phone: +49 202 94709130

Munich
Phone: +49 89 2421 8042

Zeven
Phone: +49 4281 959 3045

E-mail: info@gorterdeutschland.de
Website: www.gorterdeutschland.de

Italy
Gorter Italia™

Via Nazionale 64
39040 Ora (BZ)
Italy
Phone: +39 3408 230 686
E-mail: info@gorter.it
Website: www.gorter.it

Switzerland
Gorter Schweiz

E-mail: info@gorter.ch
Website: www.gorter.ch

Spain
Gorter España™

Phone: +34 91 7710 249
E-mail: info@gorter.es
Website: www.gorter.es

Denmark
Gorter Danmark™

E-mail: info@gorterdanmark.dk
Website: www.gorterdanmark.dk

Sweden
Gorter Sverige™

E-mail: info@gorter.se
Website: www.gorter.se

Hungary
Gorter Hungary Kft.

Helvécia, H-6034
Rákóczi Str. 84.
Hungary

E-mail: info@gorterhungary.hu
Website: www.gorterhungary.hu

Singapore
Gorter Hatches Singapore

Phone: +65 3159 0002
E-mail: sales@gorterhatches.com
Website: www.gorterhatches.com

Argentina
Gorter Argentina™

E-mail: info@gorter.com.ar
Website: www.gorter.com.ar

United Arab Emirates
Gorter UAE

E-mail: info@gorter.ae
Website: www.gorter.ae

Gorter Group™



Australia, Asia and Middle East
Gorter Hatches Pty Ltd

Melbourne
105 Wellington Street
St Kilda VIC, 3182
Australia
Phone: +61 3 8648 6636

Perth
Phone: +61 8 9463 6636

Adelaide
Phone: +61 8 8311 1136

Brisbane
Phone: +61 7 3337 9936

Sydney
Phone: +61 2 8580 4436

E-mail: sales@gorterhatches.com.au
Website: www.gorterhatches.com.au

New Zealand
Gorter Hatches™

Auckland
Phone: +64 9 280 4726
E-mail: sales@gorterhatches.co.nz
Website: www.gorterhatches.co.nz

